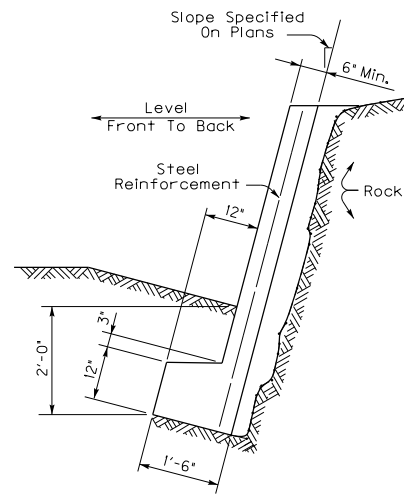
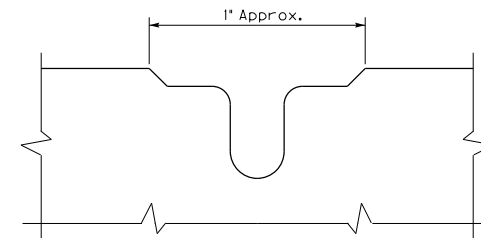


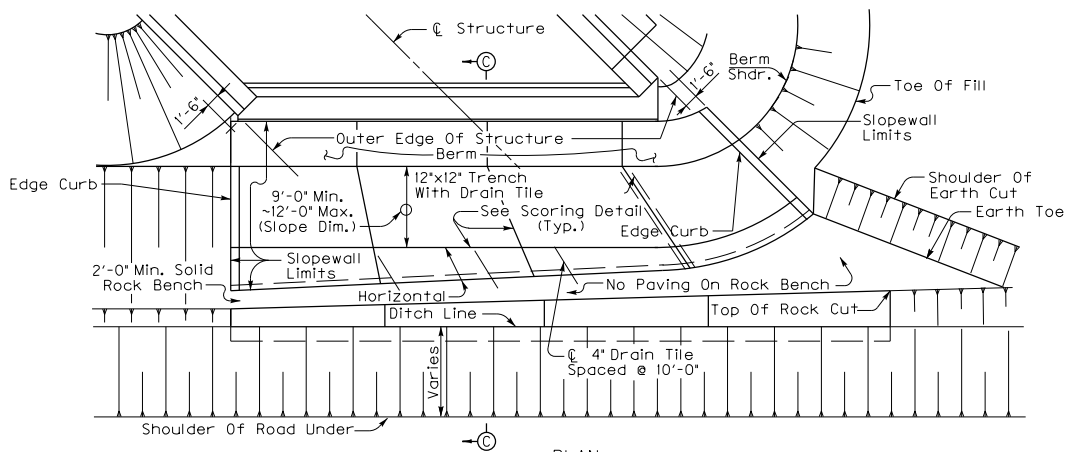
PLAN  
ROUTE UNDER IN FULL EARTH CUT



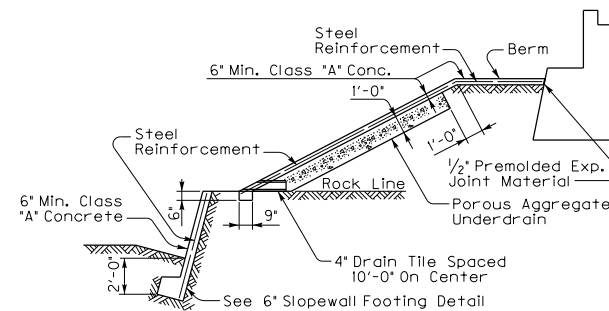
STEEP SLOPE SECTION  
6" CONCRETE SLOPEWALL



SCORING DETAIL  
(Score With Approved Grooving Tool)



PLAN  
ROUTE UNDER IN ROCK CUT AND EARTH CUT  
ROUTE OVER ON FILL



SECTION C-C

Work This Drawing With Drawing No. BGX-004

**KENTUCKY**  
**DEPARTMENT OF HIGHWAYS**

**CONCRETE SLOPEWALLS**  
**FOR GRADE**  
**SEPARATION BRIDGES**

STANDARD DRAWING NO. BGX-005-09

SUBMITTED	<i>SE Landis</i>	12-1-99
DIRECTOR DIVISION OF BRIDGE DESIGN		DATE
APPROVED	<i>F. M. Howell</i>	12-1-99
STATE HIGHWAY ENGINEER		DATE